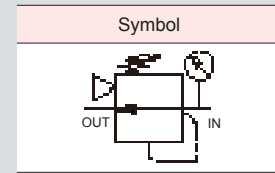


KVR series



KVR201-02BT



How to order

KVR201 - 02 B T

① ② ③ ④ ⑤

① Series

KVR201	Rc(PT) 1/4"
KVR301	Rc(PT) 3/8" (developing)

④ Bracket

Nil	None
B	Bracket + Nut (standard)

② Thread type

Nil	Rc(PT) thread(Standard)
G	G thread
N	NPT thread

⑤ Pressure gauge

Nil	None
T	Round pressure gauge

③ Port Size

		KVR	
		201	301
02	Rc(PT)1/4"	•	
03	Rc(PT)3/8"		•

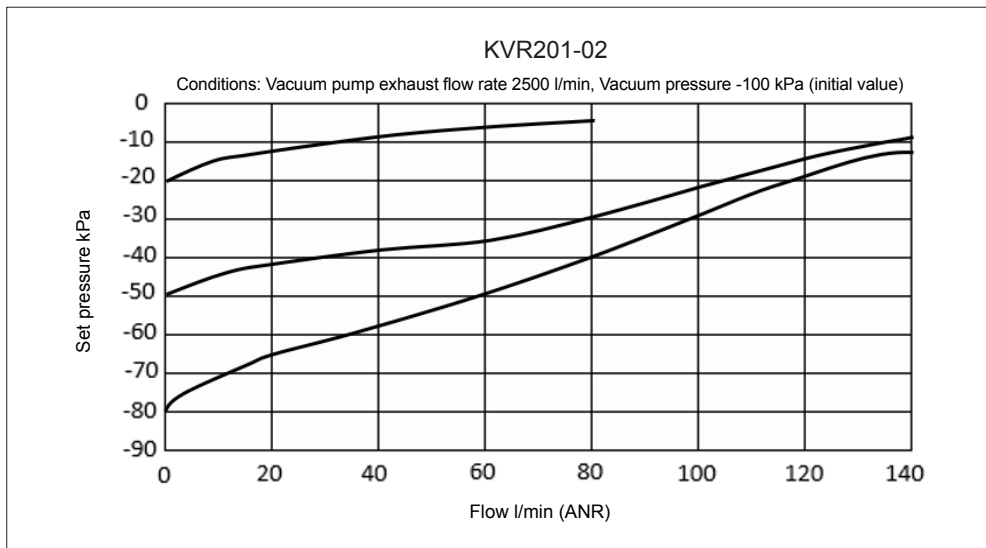
Specification

Fluid	Air
Regulating range	-100 ~ -1.3kPa
Proof pressure	100kPa(Without pressure gauge)
Atmospheric suction consumption	≤ 0.6L/Min
Ambient & fluid temperature	5 ~ 60°C

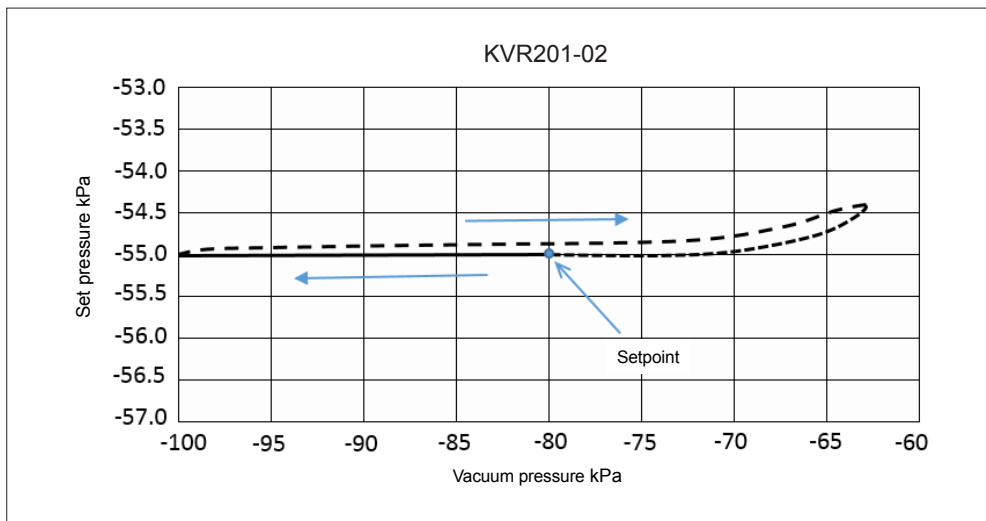
⚠ Handling precautions

1. Use clean and dry compressed air free of oil and foreign matter.
2. It is recommended to attach the oil mist filter to the supply side.

Flow characteristics (representative value)



Pressure characteristics (representative values)



Structure

No	Parts	Material
1	Body	ALDC
2	Valve	C3604
3	Valve guide	NYLON
4	Diaphragm	NBR
5	Bonnet	NYLON
6	Handle	ACETAL

Dimensions

