


# HPS2510F, 3212F, 4014F, 5020F series



HPS 5020F

Symbol					
Electrical connection					
Nil	G	T	TZ	D	Z

## How to Order

**HPS**   3212   **F**       -   AC220V

①
②
③

### ① Orifice & Port size

	Orifice	Port size
2510	Ø25	1
3212	Ø32	1 1/4
4014	Ø40	1 1/2
5020	Ø50	2

### ② Electrical connection

Nil	Console box (Standard)
G	Grommet coil
T	Console box + Terminal box
TZ	Console box + Terminal box (Lamp)
D	DIN coil + DIN connector
Z	DIN coil + DIN connector (Lamp)

### ③ Rated voltage

AC110V	AC110V 60Hz
AC220V	AC220V 60Hz
DC24V	DC24V
AC100V	AC100V 50/60Hz
AC200V	AC200V 50/60Hz
AC220V-50Hz	AC 220V 50Hz
AC240V-50Hz	AC 240V 50Hz
AC24V-50Hz	AC 24V 50Hz

## Specifications

Classification	Standard	Option	Classification	Standard	Option
Fluid	Air, Steam, Hot water		Voltage	AC100V 50/60Hz AC110V 60Hz AC200V 50/60Hz AC220V 60Hz DC24V	AC220V 50Hz AC240V 50Hz AC 24V 50Hz
Fluid temp.	0 ~ 180°C				
Ambient temp.	50°C (Max.)				
Pressure range	0.5 ~ 7kgf/cm <sup>2</sup> (0.05 ~ 0.7MPa)		Allowable voltage fluctuation	±10%(AC), ±5% (DC)	
Coil insulation	Class H		Power consumption	AC, DC : 14W	
Electrical connection	Lead wire	Grommet coil Terminal box DIN connector	Body material	Bronze, Brass	
End connection	JIS 10K FF		Seal material	PTFE + SUS 304 PISTON	
Orifice	Ø25, Ø32, Ø40, Ø50		Weight	Refer to the table below	

\* Not available in explosive atmosphere.

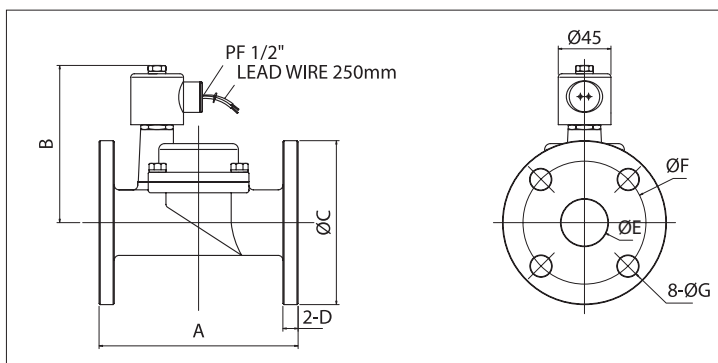
## Features

- Piston pilot type
- Normally closed type
- Max temperature 180°C, large capacity
- Fire resistant structure

## Applications


- Steam piping
- Dyeing machine
- Sterilizer
- Steam presser
- Heat exchanger
- Industrial cleaner

## Dimensions



Model	A	B	C	D	E	F	G	Weight (kg)
HPS 2510	127	115.1	Ø125	13	Ø25	Ø90	Ø18	4.4
HPS 3212	170	135	Ø135	13	Ø40	Ø100	Ø18	6.6
HPS 4014	170	135	Ø140	13	Ø40	Ø105	Ø18	6.55
HPS 5020	180	145	Ø145	14	Ø50	Ø120	Ø18	8.5

# HPS6524F series



HPS 6524F

Symbol					
Electrical connection					
Nil	G	T	TZ	D	Z

## How to Order

HPS 65 24 F   - AC220V

①   
 ②   
 ③   
 ④

① Orifice

65	Ø65
----	-----

② Port size

24	2 1/2
----	-------

④ Electrical connection

Nil	Console box (Standard)
G	Grommet coil
T	Console box + Terminal box
TZ	Console box + Terminal box (Lamp)
D	DIN coil + DIN connector
Z	DIN coil + DIN connector (Lamp)

⑥ Rated voltage

AC110V	AC110V 60Hz
AC220V	AC220V 60Hz
DC24V	DC24V
AC100V	AC100V 50/60Hz
AC200V	AC200V 50/60Hz
AC220V-50Hz	AC 220V 50Hz
AC240V-50Hz	AC 240V 50Hz
AC24V-50Hz	AC 24V 50Hz

## Specifications

Classification	Standard	Option	Classification	Standard	Option
Fluid	Air, Steam, Hot water		Voltage	AC100V 50/60Hz	AC220V 50Hz AC240V 50Hz AC 24V 50Hz
Fluid temp.	0 ~ 180 °C			AC110V 60Hz	
Ambient temp.	50 °C (Max.)			AC200V 50/60Hz	
Pressure range	1 ~ 7kgf/cm <sup>2</sup> (0.1 ~ 0.7MPa)		Allowable voltage fluctuation	±10%(AC), ±5% (DC)	
Coil insulation	Class H		Power consumption	AC, DC : 14W	
Electrical connection	Lead wire G(PF)1/2	Grommet coil Terminal box DIN connector	Body material	Bronze	
End connection	JIS 10K FF		Seal material	PTFE + SUS 304 PISTON	
Orifice	Ø65		Weight	14.3kg	

## Features

- Piston pilot type
- Normally closed type
- Max temperature 180°C, large capacity
- Fire resistant structure

## Applications

- Steam piping
- Steam presser
- Industrial cleaner
- Heat exchanger
- Sterilizer
- Ventilator

\* Not available in explosive atmosphere.

## Dimensions

